

National Program of Cancer Registries
Data Quality Evaluation 2015 - 2016
Delaware Cancer Registry

Diagnosis Year 2013



NPCR & the States

The Centers for Disease Control and Prevention National Program of Cancer Registries provides funding and technical assistance to the state cancer registry grantees to:

Develop statewide population-based cancer registries

Improve registry operations

Monitor completeness, timeliness and accuracy of the data

State Central Cancer Registry Data Quality Evaluation



- Conducted by the NPCR every 5 years
- To evaluate the quality, accuracy and completeness of data

Process

- Diagnosis year 2013 cases reviewed
- 200 cases reviewed– 411 separate abstracts--
- Multiple abstracts from different facilities
- Method used – review of source data and consolidated data, and reconsolidation to assess quality
- 7 cancer sites reviewed: Lung, breast, corpus uteri, prostate, colon, rectum, rectosigmoid
- 44 data elements were reviewed, comparing text to codes, and choosing the best codes according to national coding standards

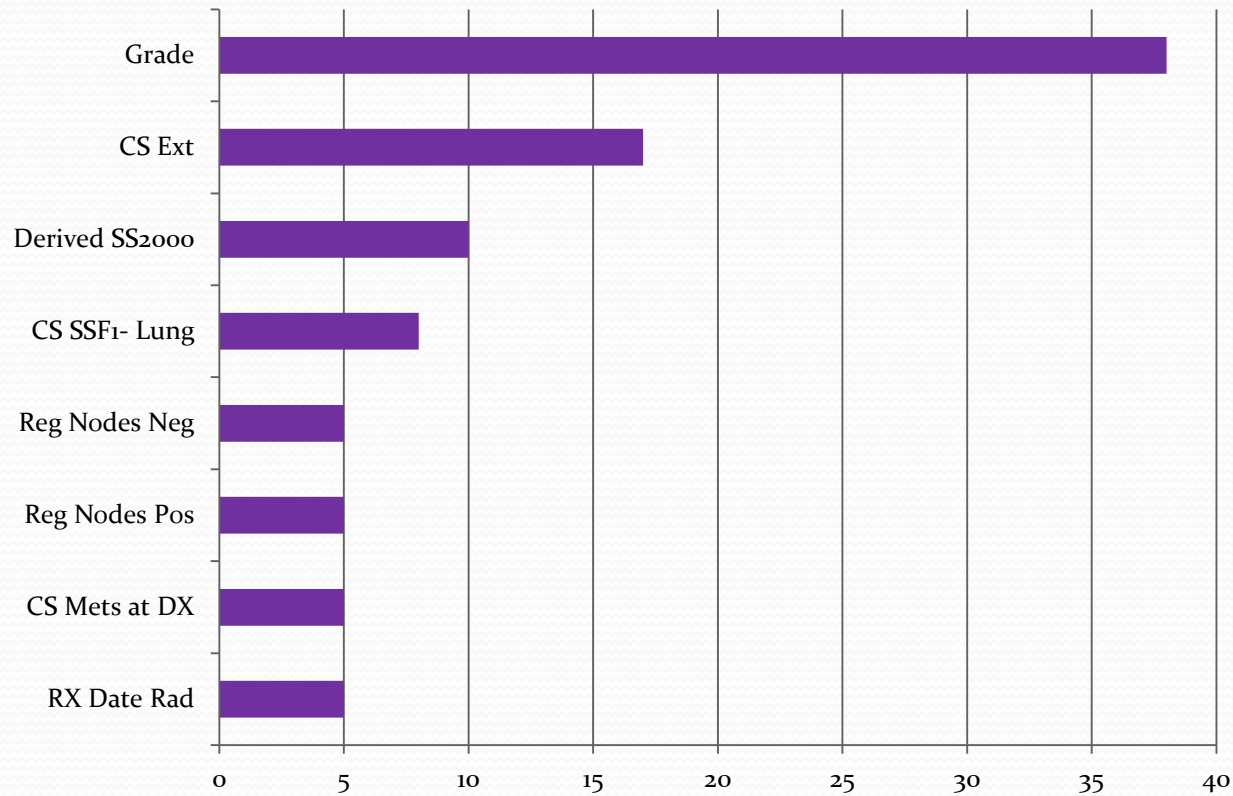
Data Elements Reviewed During Re-consolidation

Cancer Identification	Collaborative Staging	Treatment 1st Course
Primary Site	CS Tumor Size	Date of 1st Crs Rx-CoC
Subsite	CS Extension	Date-Surgery Primary Site
Laterality	CS Tumor Size Extent Eval.	RX Summ Surgery Primary Site
Histology	CS Lymph Nodes	RX Summ Scope of Regional LN Surgery
Behavior	CS Mets at Dx	RX Summ Surg Other Regional/Distant
Grade	CS Site-Specific Factor 1-breast and lung	RX Date Radiation
Date of Diagnosis	CS Site-Specific Factor 2-breast and corpus uteri	RX Date Regional RX Modality
Seq Number--Central	CS Site-Specific Factor 3-prostate cancer	RX Summ Radiation and Surgery Sequence
	CS Site-Specific Factor 8-breast	RX Date Chemotherapy
	CS Site-Specific Factor 9-breast	RX Summ Chemotherapy
	CS Site-Specific Factor 10-breast	RX Date Hormone
	CS Site-Specific Factor 11-breast	RX Summ Hormone
	CS Site-Specific Factor 12-breast	RX Date BRM
	CS Site-Specific Factor 13-breast	RX Summ BRM
	CS Site-Specific Factor 14-breast	RX Summ Transplant/Endocrine
	Derived SS2000	RX Date Other
		RX Summ Other

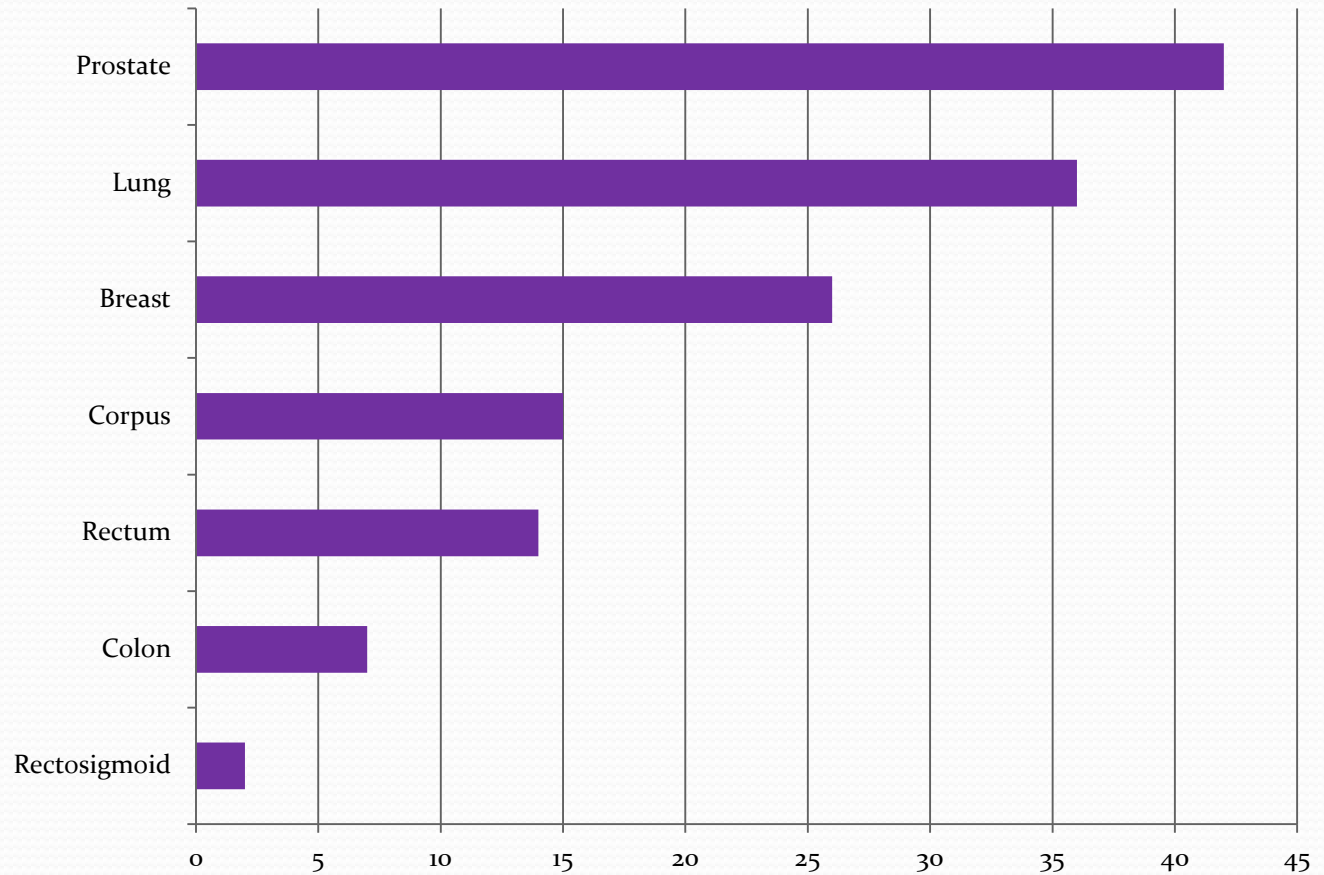
Number of Data Elements & Cases Reviewed by Primary Site

Primary Site	Number of Data Elements Reviewed	Number of Cases Reviewed	Percentage of Cases Reviewed
Breast	31	53	26.5%
Colon	31	16	8.0%
Corpus Uteri	31	27	13.5%
Lung	31	53	26.5%
Prostate	31	39	19.5%
Rectosigmoid Junction	30	7	3.5%
Rectum	30	5	2.5%
Total	215	200	100%

DCR-Top Data Elements with Errors (Total Major Errors=142)



DCR- Number of Errors by Cancer Site



Central Cancer Registry Treatment Data Checks

- Evaluate the completeness and accuracy of treatment data as compared to national standards of care

Breast

Prognostic and Staging Information

Radiation For Breast Cancer w/ Nodes

Radiation With Breast-Conserving Surgery

Systemic Treatment with Breast Surgery

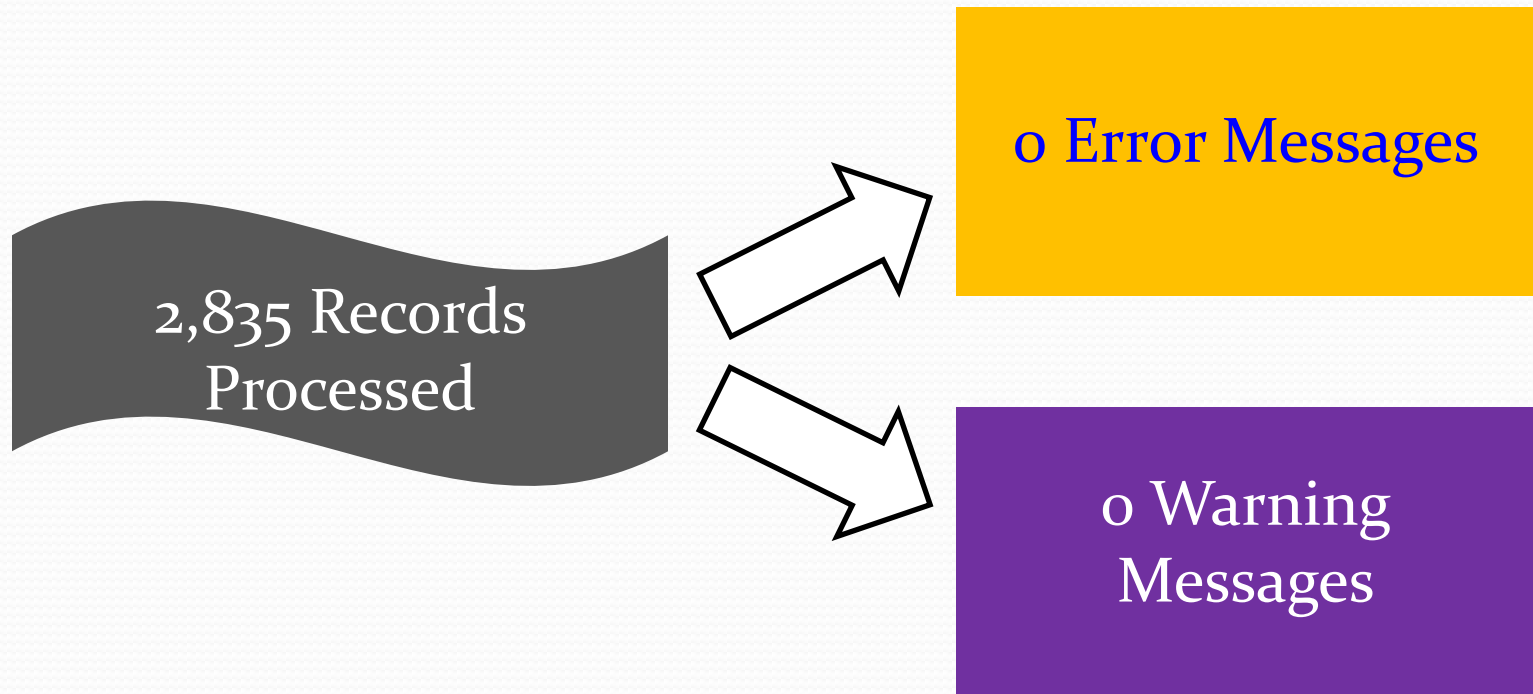
Colon/Rectal

Prognostic and Staging Information

Radiation With Rectal Cancer Surgery

Surgically Treated Non-metastatic Colon Cancer

Central Cancer Registry Treatment Data Checks - State Results - Delaware



Overall Results: Data Accuracy Proportion for Consolidated Data Elements

97.7%

*Data Accuracy (%) =
100 subtract*

*(100 * Number of Data Elements With Discrepancies
Divided by Total Number of Data Elements)*

$$100 - ((142 / 6,188) * 100) = 97.7\%$$

Recommendations for Review of Abstracting Principles



- Grade
- CS Extension
- Treatment

TEXT

“Text is a required element”



© Can Stock Photo - csp1477824

The Delaware Cancer Registry uses NPCR Data Quality Evaluation results for continuing education of state central cancer registry and hospital cancer registry personnel



**For further information,
please contact the
Delaware Cancer Registry at
302-744-1020**

This presentation is supported by Cooperative Agreement number U58/DP003870-04 from the U.S. Centers for Disease Control and Prevention (CDC). The presentation content is solely the responsibility of the Delaware Cancer Registry and does not necessarily represent the official views of CDC.